FA 裝置用 Z 軸移動台
Guide for FA for Z axis stage & FA parts

HGNZC 導套中心法蘭型
Guide Bushing Center Hanged Type



特點 Features

1. 高剛性，線接觸的滾針剛性高達10倍以上。
   The rigidity of the line contact rolling pins provide rigidity over 10 times greater.
2. 直線度2倍以上。
   Straightness exceeds 2 times.
3. 滾針分散壓力，延長使用壽命。
   Rolling pins distribute pressure, extending service life.
4. 振動低，實現低預壓。
   Low vibration enables low pre-loading.
5. 高精度，重複精度3倍以上。
   High precision, repeatability exceeds 3 times.

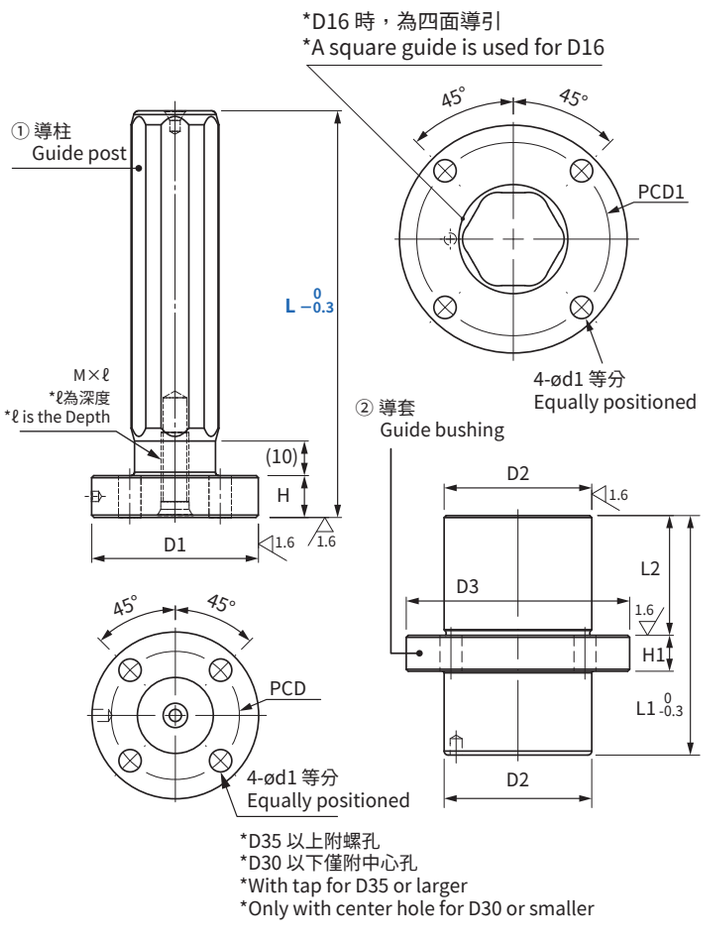

型號 Model	D	L	① 導柱 Guide post					② 導套 Guide bushing						
			有效行程 Effective stroke	D1	H	PCD	M×ℓ	D3	D2	PCD1	L1	L2	H1	ød1
HGNZC	12	50~120	20	30.0	7.0	22	-	40	23	32.0	40	10.0	7.0	4.4
	16	80~140	20	36.0	9.0	27	-	48	30	39.5	40	20.0	9.0	5.5
	20	80~140	16	41.0	9.0	31.5	-	56	37	47.5	60	30.0	9.0	5.5
	25	100~210	16	48.0	12.0	37	-	67	44	56.0	70	35.0	12.0	6.5
	28	100~210	18	51.0	12.0	40	-	70	47	59.0	75	37.0	12.0	6.5
	30	100~210	20	53.0	13.0	42	-	73	50	62.0	78	39.0	13.0	6.5
	35	120~220	24	58.0	13.0	47	10×25	82	58	71.0	86	43.0	13.0	6.5
	40	120~220	28	70.0	15.0	56	12×30	97	68	83.5	92	46.0	15.0	8.5
	50	160~250	28	82.0	15.0	68	12×30	107	78	93.5	96	48.0	15.0	8.5
	60	160~250	8	97.0	18.0	80	14×30	134	95	117.0	120	60.0	18.0	11.0

*在 D12~50 時，L 為 5mm 一個單位。（D60 時，L 為 10mm 一個單位）
D size is 5mm pitch. (only D60 are 10mm pitch)

TEL: 07-5377726
EMAIL: headway@hdw.com.tw

軸徑 Diameter Ø12~Ø60

訂購範例 Order : HGNZC - 16 - 80 - HFS - SL

D | L | 固定擋塊 Fixed stopper | 彈簧 Spring

構成零件 Component		
名稱 Name	材質 Material	硬度 Hardness
① 導柱 Guide post	SKS3	60~62HRC
② 導套 Guide bushing	SKS3	60~62HRC
③ 滾針襯套 Needle roller retainer	滾針: SUJ2 Needle(POM): SUJ2	60~62HRC
	保持器: 超級工程塑膠 Retainer: Super Engineering Plastic	-

選配配件 Optional Part		
④ 固定擋塊 Fixed stopper	S45C	-
⑤ 彈簧 Spring	SWP-B	

③ 滾針襯套 Needle roller retainer

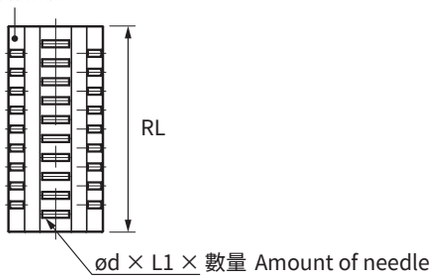

④ 固定擋塊 長型(HFS) Fixed stopper long type

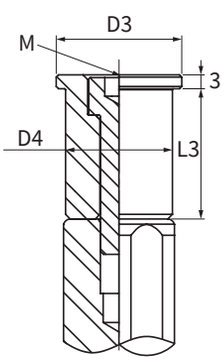

④ 固定擋塊 短型(HFSS) Fixed stopper short type

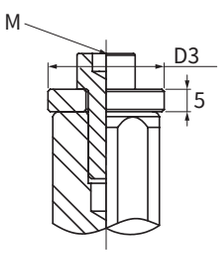

⑤ 彈簧 Spring

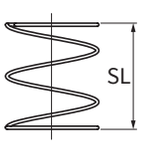

D	③ 滾針襯套 Needle roller retainer				④ 固定擋塊 Fixed stopper				⑤ 彈簧 Spring
	RL	ød	L1	滾針數量 Amount of needle	D3	D4	L3	M	SL
12	30	2.0	4.8	45	-	-	-	-	30~100
16	30	2.0	6.8	24	17.5	14.4	14	6	30~100
20	52	2.0	6.8	57	21	18	23	8	40~100
25	62	2.0	7.8	69	24	23	28	8	55~125
28	66	2.5	7.8	57	30	25.5	30	8	55~145
30	68	2.5	7.8	57	32	27.5	31	10	50~160
35	74	2.5	9.8	69	37	32.5	34	10	65~175
40	78	3.0	9.8	75	43	38	36	12	70~170
50	82	3.0	11.8	78	52.5	47.5	38	12	90~200
60	116	4.0	13.8	84	64.5	57.5	54	14	100~220